

Customer (your company name):

Date:

Your name and surname:

Our Reference:

Requested delivery date for offer:

Your Reference/Job No.:

NUMBER OF LIFTS:	TYPE:	Enviro MRL Gearless traction Traction with machine room	Hydraulic Other	Hydraulic MRL	Drum Drive
EXISTING BUILDING	NEW BUILDING				

LIFT DIRECTIVES/STANDARDS:

95/16/ CE EN 81-70	EN 81-71 CAT 1 EN 81-72	EN 81-71 CAT 2 EN 81-28	EN 81-73 EN 81-21	AS 173512 Others	AS 17351
-----------------------	----------------------------	----------------------------	----------------------	---------------------	----------

SPEED

015m/s	063m/s	1 m/s VVVF	16 m/s VVVF	Others
--------	--------	------------	-------------	--------

CAPACITY:

320 Kg / 4 persons	750 Kg / 10 persons	1500 Kg / 20 persons	3000 Kg / 40 persons
375 Kg / 5 persons	1000 Kg / 13 persons	1600 Kg / 21 persons	4000 Kg / 53 persons
450 Kg / 6 persons	1275 Kg / 17 persons	2000 Kg / 26 persons	Others
630 Kg / 8 persons	1350 Kg / 18 persons	2500 Kg / 33 persons	

NUMBER OF STOPS:

TRAVEL (mm):

FLOOR TO FLOOR DIMENSIONS (mm):

PIT (mm):

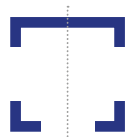




HEADROOM (mm):

SHAFT DIMENSIONS

Width (mm):

Depth (mm):

CAR ENTRANCES:



Single Entrance

Through Car

Adjacent Entrance 270° Left

Adjacent Entrance 90° Right

Triple Entrance

CONTROL:

Down collective	Full collective
Simplex	Duplex
Triplex	Other

GUIDE FIXINGS:

SPIT	Expanding rawbolt
Through wall bolt fixing	
Chemical fixing	Screw to fix structures

Fire alarm interface facility (EN81-73), Please, specify:

Keyswitch in LOP	Surface mounted switch
Volt free contact	EN81-73 Two evacuation floors

STRUCTURE:

Yes	No
Indoor	Outdoor

POWER SUPPLY:


230 V	400 V	415 V
50 Hz	60 Hz	

Epoxy cladding	Glass cladding
No cladding	Other

CABIN FINISHES

GLE-1 Layer A cost effective solution with a wide range of **skinplate** or stainless steel finishes

Flooring




Walls



GLE-Mute A selective range of **laminite** or stainless steel finishes

Flooring




Walls




GLE-Glass An extensive range of back painted glass finishes

Flooring




Walls




GLE-Lux Top of the range model with an impressive selection of luxury finishes

Flooring



Walls



CABIN FINISHES


GLE-Outlook A range of panoramic cars for interior/exterior installations

Flooring



GLE-Cargo A hard-wearing goods and passenger lift with various options


Flooring



Walls



Ceiling



Diffusser

Led

Bubble

Aperture

Option

Stainless steel

Black (Epoxy)

White (Epoxy)

Mirrors

1/3 Complete 1/2

Handrails

S1 Simple EN 81-70 Panoramic
S2 Twin EN 81-70 Australia

CAR DOORS

TYPE: AUTOMATIC VVVF | Side Opening Central Opening

MODEL: Selcom-Wittur | Mod. Augusta Mod. Hydra Mod. Pegasus Other

OPERATOR: Eco Midi Supra (GLE will choose the most appropriate one if not mentioned)

DIMENSIONS: 800 X 2000 mm 900 X 2000 mm 1000 X 2000 mm | Other: Other door height:

DOOR PANELS: 2 3 4 6

DOOR FINISH: Epoxy Satin Stainless Steel Patterned Stainless Steel (leather grain) Linen Glass Other

LANDING DOORS

TYPE: Automatic VVVF | Side Opening Central Opening

DIMENSIONS: 800 X 2000 mm 900 X 2000 mm 1000 X 2000 mm | Other: Other door height:

DOOR PANELS: 2 3 4 6

DOOR FINISH: Epoxy Brushed Stainless Steel Patterned Stainless Steel (leather grain) Linen Glass Other

DOOR MANUFACTURER/ Model: Selcom Other // Mod. Augusta Mod. Hydra Mod. Pegasus Other

FIRE RESISTANCE: Not Required E-120 (En81-58) Australia Other:

AUTODIALLERS

Amphitech EN81-28 (Standard) Windcrest Telephone System **AD3** Windcrest Telephone System **AD4** Other
Emphone Prepared for:

CONTROL PANEL BOX FINISH

Epoxy 441 SB Brushed St. Steel Pattered Other:

INDICATORS & LANDINGS

CAR:

LCD **3"** LCD **5"** GLE **7"**
LCD COLOUR S2 **12.1"**
LCD COLOUR S2 **10.4"**
LCD R1 **4.3"** R1 **3.5"**
Indicator Dot Matrix 1010 landscape&portrait **55x40** mm
Indicator Dot Matrix 1010 landscape&portrait **86x60** mm

Intercom
Visible and Audible overload (included in 95/16/CE)
Keyswitches – N° of stops Other
Please, indicate the operation: firemen/car preference/door hold/light/car fan

AT MAIN FLOOR:

LOP LOPI Display (**3"**) V
AR ARG ARI ARG1
ARV* (*EN 81-70 for cars with 50 mm return
Keyswitches – N° of stops ...
Please, indicate the operation: firemen/car preference/door hold/light/car fan

AT OTHER FLOORS:

LOP LOPI Display (**3"**) V
AR ARG ARI ARG1
3D Dot Matrix Hall Lantern
Keyswitches – N° of stops ...
Please, indicate the operation: firemen/car preference/door hold/light/car fan

CAR OPERATING PANELS (COP)

COP1. Wall mounted S COP2. Wall mounted L COP3. Wall mounted XL.Full Height COP300 Flush

PUSH BUTTONS

Standard BF (DMG) M10 Braille M20 Braille US91 US95 Braille
Jumbo US96 Braille Jumbo US91 Braille US95-AB Antibacterial Dual BFI Braille

GENERAL LIFT SPECIFICATION

COP & LOP

Advance door opening
 Door hold
 Door opening
 Nudge
 Max. load bypass
 Full load detector
 Arrival gong
 Landing buzzer
 Keypad access
 Key access
 Emergency light 3h.
 Alarm button
 Car preference DMG
 Car preference Dewhurst
 Car fan switch
 Emergency light test
 Voice synthesiser
 COP engraved CE mark
 LOP engraved CE mark
 COP engraved autodialler instructions
 COP engraved logo
 COP engraved text line
 LOP engraved text line
 LOP engraved logo
 Emergency light test switch
 Car light timer
 U36
 Adicional COP

CAR

Large fan in ceiling
 Small fan in door header
 Small fan in ceiling
 St. Steel large trap door 700x50
 St. Steel large trap door 700x50 and ladder
 Skinplate large trap door 700x50
 Skinplate large trap door 700x50 and ladder
 Small trap door 600x400
 Small trap door 600x40 and ladder

 2D MEMCO Elite light curtain
 3D MEMCO Elite light curtain
 2D WECO light curtain
 Photocell
 Other:

 Car bumprails - St. Steel
 Car bumprails - wood
 Car bumprails - PL-PVC

 3 hr. emergency light in the ceiling
 with UPS battery backup
 Convex mirror
 Tip up seat

 Guies
 2.5 m.
 5 m. (standard)

ELECTRICAL

ECOSAVER
 BMS signal- Error
 BMS signal- Lift position
 Three phase transformer <125 kg.
 Short distance between floors
 Standby
 (BREEAM standby energetic efficiency)
 Automatic rescue device via UPS

Observations:

www.gle-lifts.com

Polígono Industrial de Raos Parcela 6-D
 39600 Maliaño (Cantabria) · SPAIN
 Tel. (+34) 942 354 214 · skype: glespain1 · info@gle.com.es